



Perfect sparkle, trendy design

MasterColor CDM-R111 Elite

MasterColor CDM-R111 Elite combines the trendy look of 111 mm aluminum-reflector halogen lamps with the long life, high energy efficiency and crisp white light of MasterColor CDM.

Benefits

- Crisp white sparkling light
- Easy installation
- Less glare, comfort for shoppers and staff

Features

- High lamp efficacy
- Long lamp lifetime compared to incandescent and halogen lamps
- The ceramic discharge tube is optimally positioned and stable in the reflector
- UV-block burner capsule
- Anti-glare cap design

Application

- Accent and decorative lighting: display lighting with sparkling, theatrical effects, even in surroundings with very high background ambient light levels, such as shops windows
- General lighting: in downlighters, a warm and comfortable atmosphere can be created

MasterColor CDM-R111 Elite

Warnings and Safety

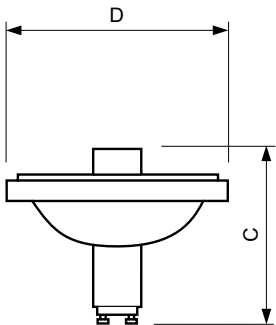
- Control gear must include end-of-life protection (IEC61167, IEC 62035)
- Use only with electronic control gear. 35W/930 lamps may also use electromagnetic gear
- R "WARNING: These lamps can cause serious skin burn and eye inflammation from short wave ultraviolet radiation if outer envelope of the lamp is broken or punctured. Do not use where people will remain for more than a few minutes unless adequate shielding or other safety precautions are used. Certain lamps that will automatically extinguish when the outer envelope is broken or punctured are commercially available." This lamp complies with FDA radiation performance standard 21 CFR subchapter J. (USA:21 CFR 1040.30 Canada: SOR/DORS/80-381)

Versions



CDM-R111 Elite GX8.5

Dimensional drawing



Product	D (max)	C (max)
MASTERColor CDM-R111 Elite 35W/930 GX8.5 10D	111 mm	95 mm
MASTERColor CDM-R111 Elite 70W/930 GX8.5 24D	111 mm	95 mm
MASTERColor CDM-R111 Elite 35W/930 GX8.5 24D	111 mm	95 mm

MasterColor CDM-R111 Elite

Controls and Dimming

Dimmable	No
----------	----

Operating and Electrical

Voltage (Nom)	89 V
Re-Ignition Time (Min) (Max)	15 min
Warm Up Time To 60% Light (Nom)	120 s

General Information

Cap-Base	GX8.5
Life To 20% Failures (Nom)	10500 h
Life To 50% Failures (Nom)	12000 h
Life To 5% Failures (Nom)	8000 h
Operating Position	Universal
Switching Cycle	1050X

Light Technical

Color Code	930
Color Designation	Warm White (WW)
Correlated Color Temperature (Nom)	3000 K
Llmf At End Of Nominal Lifetime (Nom)	70 %
Lumen Maintenance 12000 h (Nom)	70 %
Lumen Maintenance 2000 h (Nom)	90 %
Lumen Maintenance 4000 h (Nom)	85 %

Mechanical and Housing

Bulb Finish	Reflector
Bulb Shape	R111

Approval and Application

Order Code	Full Product Name	Energy Consumption kWh/1000 h	Energy	
			Efficiency Label (EEL)	Mercury (Hg) Content (Nom)
430728	MASTERColor CDM-R111 Elite 35W/930 GX8.5 10D	43 kWh	B	4.7 mg
430736	MASTERColor CDM-R111 Elite 35W/930 GX8.5 24D	43 kWh	A	4.7 mg
430769	MASTERColor CDM-R111 Elite 70W/930 GX8.5 24D	80 kWh	A	6.6 mg

Operating and Electrical

Order Code	Full Product Name	Lamp			Power (Rated) (Nom)
		Current (EM) (Nom)	Voltage (Max)	Voltage (Min)	
430728	MASTERColor CDM-R111 Elite 35W/930 GX8.5 10D	0.440 A	97 V	81 V	39.1 W
430736	MASTERColor CDM-R111 Elite 35W/930 GX8.5 24D	0.440 A	97 V	81 V	39.1 W

Order Code	Full Product Name	Lamp			Power (Rated) (Nom)
		Current (EM) (Nom)	Voltage (Max)	Voltage (Min)	
430769	MASTERColor CDM-R111 Elite 70W/930 GX8.5 24D	-	98 V	80 V	73.2 W

General Information

Order Code	Full Product Name	Life To 10% Failures (Nom)
430728	MASTERColor CDM-R111 Elite 35W/930 GX8.5 10D	5500 h
430736	MASTERColor CDM-R111 Elite 35W/930 GX8.5 24D	5500 h

Order Code	Full Product Name	Life To 10% Failures (Nom)
430769	MASTERColor CDM-R111 Elite 70W/930 GX8.5 24D	9500 h

Light Technical (1/2)

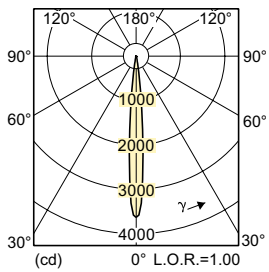
MasterColor CDM-R111 Elite

Order Code	Full Product Name	Beam Angle (Nom)	Beam Description	Chromaticity Coordinate X (Nom)	Chromaticity Coordinate Y (Nom)
430728	MASTERColor CDM-R111 Elite 35W/930 GX8.5 10D	10 °	Spot	0.432	0.392
430736	MASTERColor CDM-R111 Elite 35W/930 GX8.5 24D	24 °	Narrow Flood	0.432	0.392

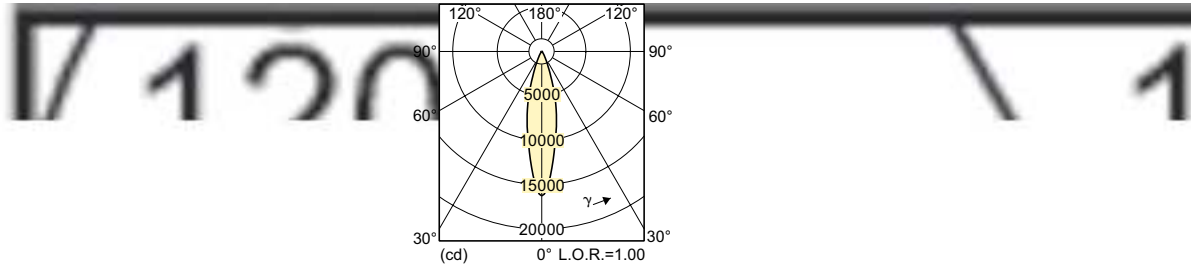
Order Code	Full Product Name	Beam Angle (Nom)	Beam Description	Chromaticity Coordinate X (Nom)	Chromaticity Coordinate Y (Nom)
430769	MASTERColor CDM-R111 Elite 70W/930 GX8.5 24D	24 °	Narrow Flood	0.441	0.397

Light Technical (2/2)

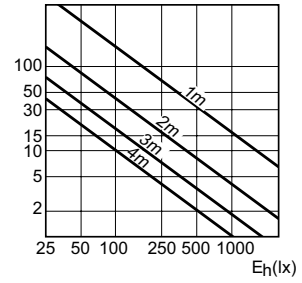
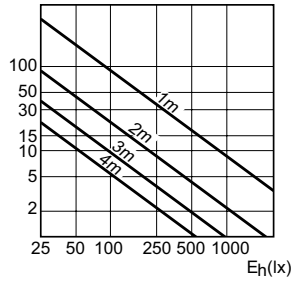
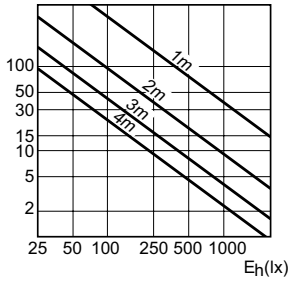
Order Code	Full Product Name	Color Rendering Index (Min)	Color Rendering Index (Nom)	Luminous Efficacy (rated) (Nom)	Design Mean Lumens	Luminous Intensity (Min)	Luminous Intensity (Nom)
430728	MASTERColor CDM-R111 Elite 35W/930 GX8.5 10D	87	90	37 lm/W	1200 lm	27000 cd	36000 cd
430736	MASTERColor CDM-R111 Elite 35W/930 GX8.5 24D	87	90	46 lm/W	1500 lm	6500 cd	8500 cd
430769	MASTERColor CDM-R111 Elite 70W/930 GX8.5 24D	89	92	50 lm/W	3100 lm	12000 cd	16000 cd



MasterColor CDM-R111 Elite



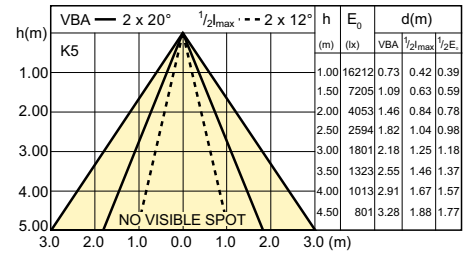
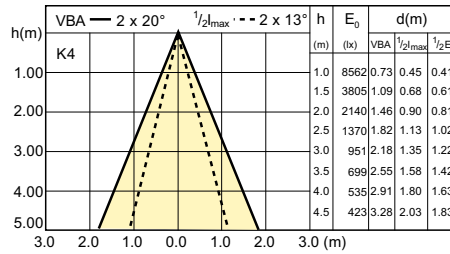
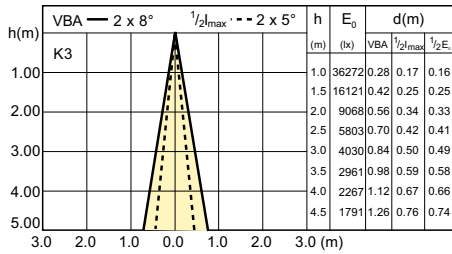
Accent Diagrams



LDAC_CDMR111E_0002-Accent diagram

LDAC_CDMR111E_0008-Accent diagram

Beam Diagrams



LDAC_CDMR111E_0001-Beam diagram

LDAC_CDMR111E_0002-Beam diagram

LDAC_CDMR111E_0008-Beam diagram

