

T8

14.5T8/COR/48-840/MF21/G 10/1

Our TLEDs are available in InstantFit (Type A / Type C) or MainsFit (Ballast bypass / Type B) versions. The InstantFit lamps work on a broad variety of ballasts and LED drivers. Only InstantFit has over 15,000 lamp & ballast combinations delivering even light output, energy savings and a long lifetime. Our MainsFit products feature a double-ended design, simplifying installation while a proprietary safety circuit minimizes a shock risk. Lamp sizes range from 2-foot to 8-foot and U-bend with a variety of lumen outputs.

Product data

General information	
Cap-Base	G13 [Medium Bi-Pin Fluorescent]
EU RoHS compliant	Yes
Nominal Lifetime (Nom)	50000 h
Switching Cycle	50000X
Technical Type	14.5-32W

Light technical	
Color Code	841 [CCT of 4100K (841)]
Beam Angle (Nom)	240 °
Luminous Flux (Nom)	2100 lm
Color Designation	Cool White (CW)
Correlated Color Temperature (Nom)	4000 K
Luminous Efficacy (rated) (Nom)	144.00 lm/W
Color Consistency	<6
Color Rendering Index (Nom)	80
LLMF At End Of Nominal Lifetime (Nom)	70 %

Operating and electrical	
Input Frequency	50 to 60 Hz

Temperature	
T-Ambient (Max)	45 °C
T-Ambient (Min)	-20 °C
T-Storage (Max)	65 °C
T-Storage (Min)	-40 °C
T-Case Maximum (Nom)	70 °C

Controls and dimming	
Dimmable	Limited

Electrical	
Power (Rated) (Nom)	14.5 W
Lamp Current (Max)	124 mA
Lamp Current (Min)	58 mA
Starting Time (Nom)	0.5 s
Warm Up Time to 60% Light (Nom)	0.5 s
UL Type	Type B - bypass the ballast
Power Factor (Nom)	0.9
Voltage (Nom)	120-277 V

T8

Mechanical and housing

Bulb Finish	Frosted
Bulb Material	Glass
Product Length	1200 mm
Bulb Shape	Tube, double-ended

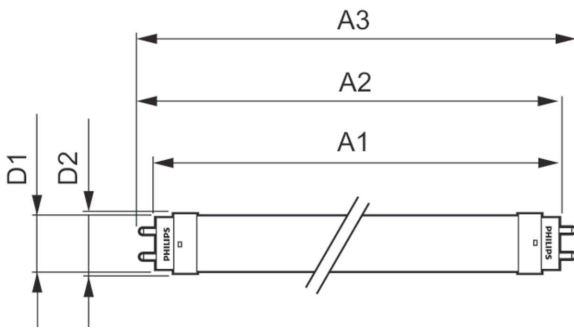
Approval and application

Energy Saving Product	Yes
Approval Marks	RoHS compliance UL certificate DLC compliance
Energy Consumption kWh/1000 h	- kWh

Product data

Order product name	14.5T8/COR/48-840/MF21/G 10/1
EAN/UPC - Product	046677563547
Order code	563544
Numerator - Quantity Per Pack	1
Numerator - Packs per outer box	10
Material Nr. (12NC)	929002484604
Copy Net Weight (Piece)	0.215 kg
Model Number	9290024846


Dimensional drawing



14.5T8/COR/48-840/MF21/G 10/1

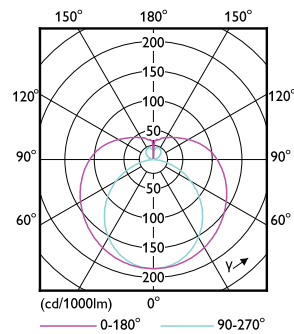
Product	D1	D2	A1	A2	A3
14.5T8/COR/48-840/MF21/G 10/1	25.7 mm	28 mm	1198.2 mm	1205.3 mm	1212.4 mm

Photometric data



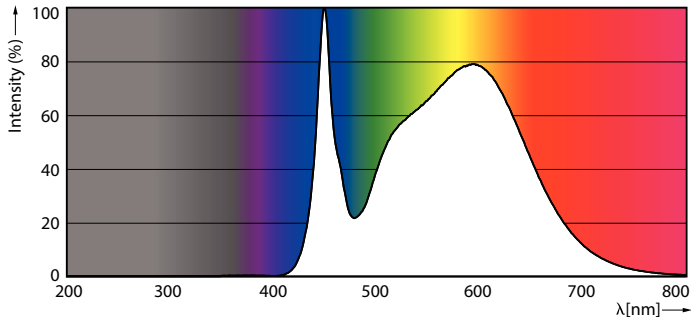
© Philips Lighting B.V. 2022. All rights reserved.

LEDtube COR 14,5W G13 2100lm 840



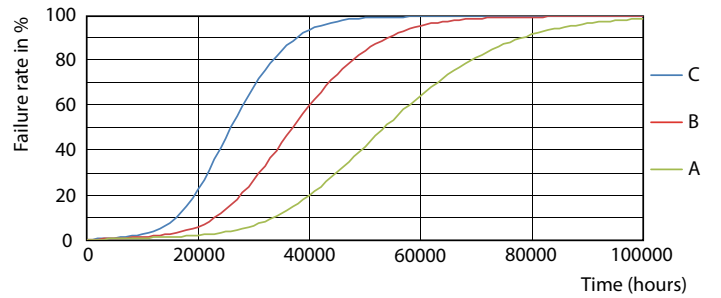
LEDtube COR 9,9W G13 1550lm

Photometric data



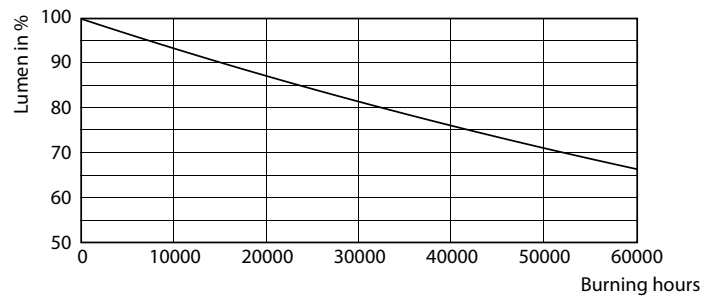
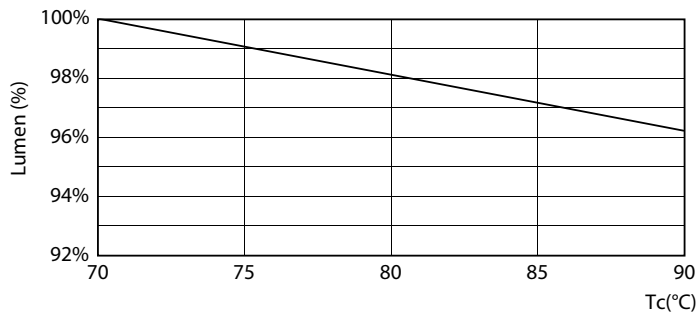
LEDtube COR 9,9W G13 1600lm 840

Lifetime



Life Expectancy Diagram

LEDtube 50K FailureRate-LED



LEDtube COR 9,9W 50K LumenVsTc

Lumen Maintenance Diagram

Lifetime



LEDtube 50K LifetimeVsTc-LED

